

TIMBERSTORE
Protecting the Future of Timber

DECKING

Product Guide



Beaconsfield 01494 671 921

www.timberstore.co.uk



PLANNING & DESIGN

Decking design refers to the process of planning and creating a layout for a deck that is aesthetically pleasing, functional, and meets the specific requirements of the space and the user. It involves considering various factors such as the size and shape of the deck, the desired materials, the intended use of the deck, and any specific features or elements that need to be incorporated.

- ✓ *When designing a deck, it is important to consider the overall style and architecture of the surrounding area to ensure a cohesive look. The design may include elements such as multiple levels, stairs, railings, seating areas, built-in planters, or other features that enhance the functionality and visual appeal of the deck.*
- ✓ *Additionally, factors such as safety, accessibility, and local building codes should be taken into account during the design process. It is often helpful to consult with a professional designer, structure engineer or architect to ensure that the decking design meets all necessary requirements and achieves the desired outcome.*

BASIC TYPES OF DECKING

- ✓ **GROUND LEVEL:** A platform built directly onto the ground.
- ✓ **RAISED (LOW LEVEL):** Less than 600mm from the ground level.
- ✓ **RAISED (HIGH LEVEL):** More than 600mm from the ground level.



PLANNING PERMISSION

In general, private domestic decking, or other raised platforms, in your garden is permitted development, not needing an application for planning permission unless they:

- Exceed 300 mm in height above the ground level.
- Together with other extensions, outbuildings etc, the decking or platforms cover more than 50% of the garden area.
- Decking or platform is on land forward of a wall forming the principal elevation.
- Are attached to listed buildings or situated in a conservation area or National park.
- Structure would affect the amenity value or privacy of neighbouring properties.

When installing decking, it is generally a good practice to consult with your neighbors, especially if the deck will be visible from their property or if it may potentially impact their privacy or enjoyment of their own space.



It is highly recommended that homeowners should always contact their Local Planning Authority for guidance before starting any work; especially for decking to be used in a commercial setting.

DECKING OPTIONS

There are various types of decking materials available, each with its own set of characteristics, advantages, and disadvantages. The choice of decking material often depends on factors such as budget, aesthetics, maintenance requirements, and environmental considerations.

> Softwood



> Hardwood



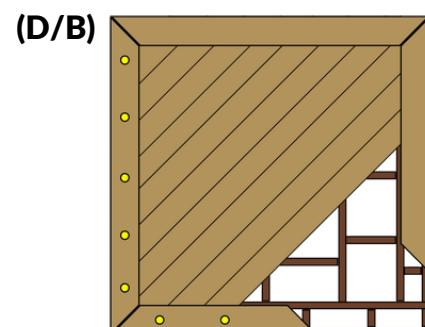
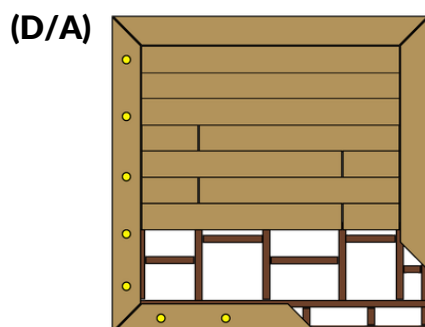
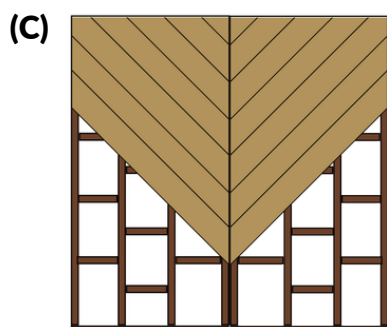
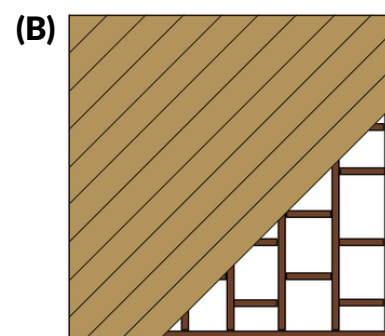
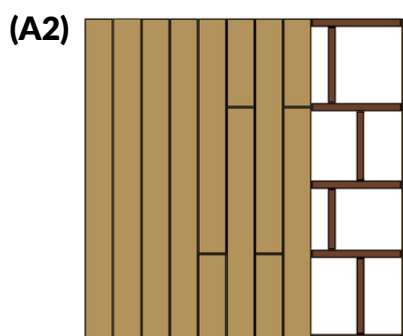
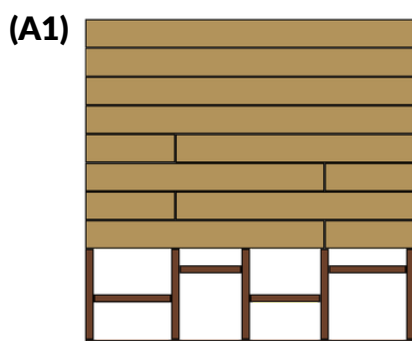
> Composite



PATTERNS FOR DECKING BOARDS

When it comes to decking patterns, there are several options to consider based on personal preference and the desired aesthetic. Here are a few common decking patterns:

- ✓ **Regular Straight - Horizontal (A1) / Vertical (A2):** This is the most basic and straightforward decking pattern, where the boards are installed parallel to each other in straight lines. It provides a clean and classic look.
- ✓ **Diagonal (B):** In this pattern, the decking boards are installed at a diagonal angle, creating a visually interesting and dynamic effect. It can make the deck appear larger and adds a unique touch.
- ✓ **V-shaped Pattern (C):** This pattern involves arranging the decking boards in a V-shaped. It's a simplified model of the Herringbone pattern. It creates a distinctive and intricate design that can add a sense of elegance and sophistication to the deck. You can choose the angle of the pattern. Recommendation is to use the common 45°.
- ✓ **(D) Picture Frame Pattern:** The picture frame pattern involves using a different set of boards to create a border or frame around the perimeter of the deck. This pattern adds visual interest and can help define the edges of the deck.



DECKING FRAME (Softwood - Domestic)

The decking frame, also known as the deck substructure or deck framing, is a crucial component of a deck that provides structural support and stability. Proper framing is essential to ensure the longevity and safety of the deck.

- Use pressure-treated timber for the structural components of the frame to resist rot, decay, and insect attack. If using alternative materials, ensure they meet code requirements and provide adequate structural support.
- Joist spacing is determined by the type of decking material used; for example, composite decking may require different spacing than wood.
- The frame should be designed with a slight slope away from the house to ensure proper water drainage.
- Use galvanized or stainless steel connectors and fasteners to secure the various components of the frame.
- Cut and retreated ends must never be put in direct ground or water contact. Rip Sawing, planing & thicknessing are not permitted unless the wood is retreated to the original standard in an industrial treatment plant.

Decking Frame (Timber)

Grade C16 / C24 - Pressure Treated UC3



Profiles		Available Lengths (m)							SKU
Size (mm)	Size (inches)	2.4	3.0	3.6	4.2	4.8	5.4	6.0	
47 x 75	3 x 2	X	X	X	X	X			SCT23.
47 x 100	4 x 2	X	X	X	X	X	X	X	SCT24.
47 x 125	5 x 2		X		X	X		X	SCT25.
47 x 150	6 x 2		X	X	X	X	X	X	SCT26.
47 x 175	7 x 2		X	X	X	X	X	X	SCT27.
47 x 200	8 x 2		X	X	X	X	X	X	SCT28.

Decking Support Post



Size (inches)	Material	Length (m)	SKU
4 x 4	Timber	0.6	QT97
4 x 4	Timber	1.2	QT98
4 x 4	Concrete	0.6	CO22
4 x 4	Concrete	1.2	CO34

Post-Mix Concrete / Aggregates



Item	Volume	SKU
Post-Mix	20 kg	S01
10 mm Shingle	20 kg	S14
Cement	20 kg	CO22
Ballast	20 kg	CO34

Structure / Woodscrews



Size (mm)	Pcs/Box	SKU
6.7 x 75	50	SCR90
6.7 X 100	50	SCR89
6.7 X 125	50	SCR91
6.7 X 150	50	SCR88



Membrane - Weed Control

Item	Size (m)	SKU
WEEDTEX - Geo Fabric	1 x 15	S06
WEEDTEX - Geo Fabric	2 x 25	S11
GROUNDTEX Geo Fabric *	2 x 25	S103
GROUNDTEX Geo Fabric *	4.5 x 11	S18

*Performing as a heavy duty weed control fabric.

XR Woodscrews (Box)



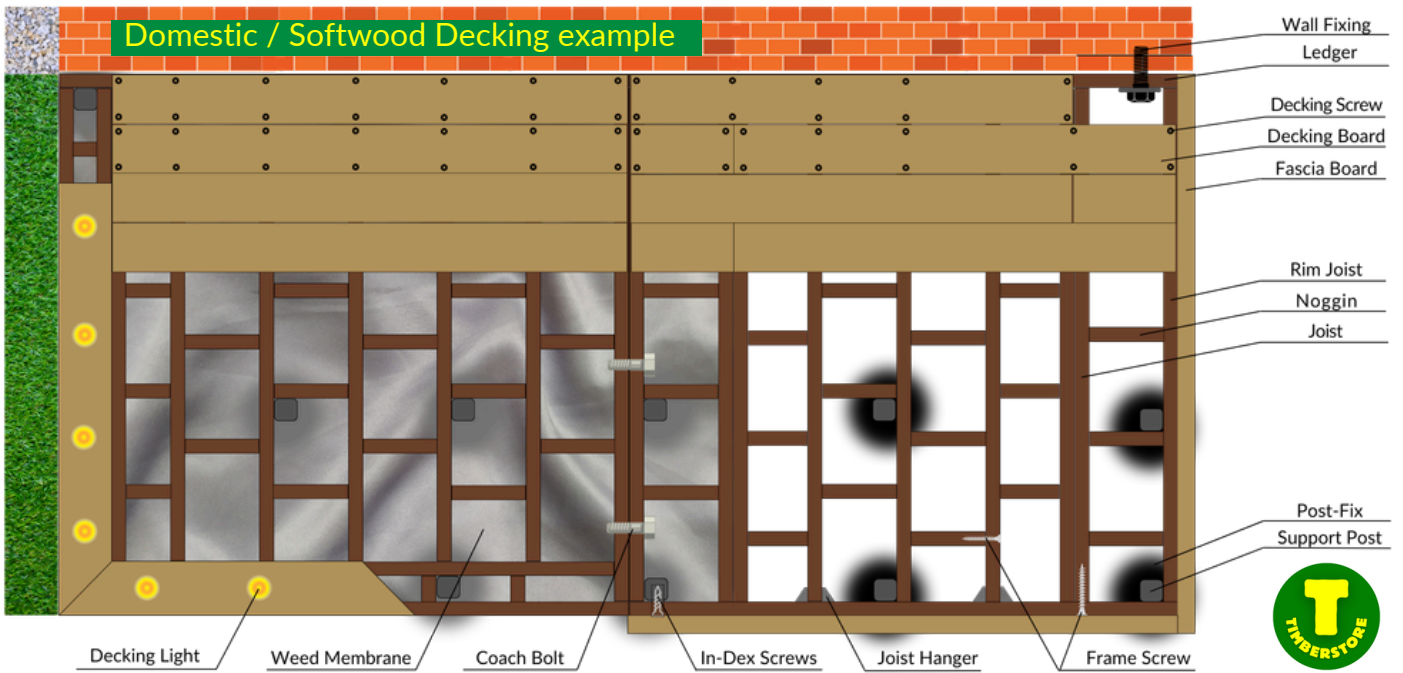
Size (mm)	Pcs/Box	SKU
5.0 x 60	200	SCR07
5.0 x 80	200	SCR08
5.0 x 100	200	SCR09
6.0 x 130	100	SCR10



TRADE PACK

XR Woodscrews (Tub)

Size (mm)	Pcs/Tab	SKU
4.0 x 40	1200	SCR18
4.0 x 70	675	SCR19
5.0 x 80	425	SCR12
5.0 x 100	300	SCR13



- ! Joist centres: maximum span 400 mm. For 45° Diagonal or V-shaped pattern maximum span 300mm.
- ! Support posts centres maximum 1800 mm.



Adjustable Joist Cradles



Item	Size (mm)	SKU
RDC - Cradle	10 - 55	S89
RDF - 2 Pedestal	35 - 55	S92
RDF - 3 Pedestal	55 - 95	S93
RDF - 4 Pedestal	96 - 165	S94



Connectors

Item	Size (mm)	SKU
Light Joist Hanger	47 x 62	DC09
Joist Hanger *	47 x 270	DC10
Heavy Duty Angle 90°	90 x 90	DC22
Metal Joining Plate	80 x 260	DC25

*Other lengths & sizes available

Fixings



Item	Size (mm)	SKU
Coach Bolt, incl. Nut *	M10 x 160	S29
Coach Screw *	M10 x 125	S23
Square Washer*	M10	S36
Thunder Bolt*	M10 x 100	SCR22

*Other lengths & sizes available

Decking Screws (Box)

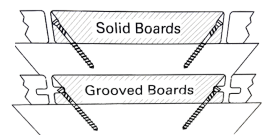


Item / Size (mm)	Pcs/Box	SKU
Green 4.5 x 50	200	SCR80
Green 4.5 x 60	200	SCR81
Green 4.5 x 75	200	SCR82
Stainless Steel 3.9 x 63	200	SCR66
Stainless Steel 4.5 x 65	250	SCR67



Deck Edge Fastening

Item	Size (mm)	SKU
MARKSMAN Pro® Tool	-	TL80
CAMO Edge Deck Screw	7.0 x 60	SCR79



GREEN Decking Screws (Tub)



Size (mm)	Pcs/Tab	SKU
4.5 x 50	1000	SCR75
4.5 x 60	1000	SCR76
4.5 x 75	1000	SCR77

Cut End Preservative



Item	Volume (L)	SKU
IMPRALIT-Cut-End	0.75	PR01
IMPRALIT-Cut-End	2.5	PR04
IMPRALIT-Cut-End	5.0	PR05
BARRETTINE-Green	2.5	PR04B
BARRETTINE-Green	5.0	PR05B

Cut End Preservative !

Treated wood should not be cut or reworked as this will expose untreated wood. Any surface exposed by drilling, cutting or notching MUST be retreated with a cut end preservative such as Impral@lit cut end preservative.



SOFTWOOD DECKING



WINDSOR Style / Dual Sided

SKU: DK10

Finish Size (mm): 27 x 144

Available Lengths (m)			
3.6	4.2	4.8	5.4
X	X	X	X

✓ Pressure Treated: Use Class 3



COPTHORNE Style / Single Sided

SKU: DK11

Finish Size (mm): 27 x 144

Available Lengths (m)			
3.6	4.2	4.8	5.4
X	X	X	x

✓ Pressure Treated: Use Class 3



Q-GRIP CANTERBURY Style

Slip Resistant

SKU: DK30

Finish Size (mm): 27 x 144

Available Lengths (m)		
4.5	4.8	5.1
X	X	X

✓ Pressure Treated: Use Class 3



- Decking fall should be away from building, Lay grooved boards in the direction of the fall.
- For adjacent deck boards leave a gap of between 5-8mm. Using a spacer device helps with consistency.
- Decking boards must be securely fixed onto every support (joist/beam).
- Check the moisture content of the boards prior to installation and if too wet, allow the boards to acclimatise.



HARDWOOD DECKING



BALAU (Yellow) Smooth & Castle

SKU: DK54

Finish Size (mm): 21 x 145



Available Lengths (m)		
3.3	3.96	4.27
X	X	X

- ✓ Balau is a very durable hardwood with an interlocking grain and texture making it the ideal decking solution. With a warm mixture golden browns to pale reddish browns it offers a beautiful natural aesthetic.




BALAU

SKU: DK17

Finish Size (mm): 20 x 90



Available Lengths (m)		
3.3	3.96	4.27
-	-	X



- > With hardwood boards, always use screws and pre-drill every fixing point 2mm oversize. This allows for any seasonal movement to take place without damage to the wood.
- > Deck boards should not be butted up to any adjoining wall / structure. 10mm gap must be left for a good flow of both air and water.





COMPOSITE DECKING



HD DECK® XS

A Composite Prime Product

HD Deck® XS utilises wood-plastic composite technology for a superior extra strong deck that's a low maintenance and durable alternative to traditional timber decking.

- ✓ Durable, low maintenance.
- ✓ Contemporary thin & wide groove design.
- ✓ HD Deck® XS Fire offers the construction industry a class B fire rated board.
- ✓ Safe and resistant to slippage in wet and dry conditions.

HD Deck XS - Lava (CP2)


SKU: DK38

Size (mm): 25 x 146



Available Lengths (m)

3.6



HD Deck XS - Silver (CP8)


SKU: DK33

Size (mm): 25 x 146



Available Lengths (m)

3.6



HD Deck XS - Walnut (CP1)

SKU: DK34

Size (mm): 25 x 146




Available Lengths (m)

3.6



Composite Joist


Item	Size (mm)	Length (m)	SKU
Post	100 x 100	3.0	DK72
Joist	50 x 50	3.0	DK59
Joist	50 x 100	3.6	DK81



HD Starting Clips
SKU: DK40



HD Decking Clips
SKU: DK39



HD Fascia Board
SKU: DK13



- > Always follow manufacture fitting guide.
- > Different brand / profiles / colors also available. Simply speak to your local branch with your request.



BALLUSTRADE & ACCESSORIES



Straight Newel Patrice Post (Softwood)

Finish Size (mm): 83 x 83


Item	Length (m)	SKU
Newel Patrice Post	1.25	DK58.12
Newel Patrice Post	1.5	DK58



Handrail & Spindles (Softwood)


Item	Size (mm)	Length (m)	SKU
Hand/Base Reversible Rail	38 x 88	2.4	DK60.24
Infill / Spacer	ex. 16 x 50	1.8 / 2.4	DK61.
Classic Spindle *	41 x 41	0.9	DK56
Colonial Spindle *	41 x 41	0.9	DK57
Chamfered & Fluted Spindle*	41 x 41	0.895	DK62
Balustrade Bracket	40 x 40 x 30	-	IR79

* Space between components (spindles for example) should not exceed 100 mm.



Anti-Slip Plate (Aluminium)

Item	Size (mm)	SKU
ALU Base Plate - Black	62.5 x 635	DC02
ALU Base Plate - Black	115 x 635	DC03



Decking Rope Grade 1

SKU: FIN09 - Manilla 28 mm - Sold per meter.

Item	SKU	Item	SKU
Brass Hook	FIN10	Brass Bracket	FIN14
Brass Rope End	FIN13	Brass Eye Plate	FIN11



- > Any (deck) structure above 600mm in height must be fitted with an appropriate 'guarding' system. Guarding system should be 1100mm in height and be capable of withstanding particular point loads.
- > A minimum parapet height of 900mm for decks below 600mm in height is acceptable under building regulations.



DECKING MAINTENANCE

GENERAL GOOD PRACTICE

Maintaining your decking is essential to ensure its longevity and keep it looking good. Here are some general tips for decking maintenance:

Regular Cleaning:

- Sweep or use a leaf blower to remove debris, leaves, and dirt regularly.
- Wash the deck surface with a mild detergent and water to remove any built-up grime.

Inspect for Damage:

- Regularly inspect the deck for any signs of damage, such as loose boards, popped nails, or splintering.
- Replace any damaged boards promptly to prevent further issues.

Pressure Washing:

- Use a pressure washer to deep clean the deck surface. Be cautious with the pressure setting to avoid damaging the wood. Allow the deck to dry completely before applying any sealant or stain.

Trim Foliage:

- Trim back overhanging branches and foliage that may deposit debris or promote mould growth on the deck.

Repair Railing and Steps:

- Check the stability of railings and steps, and repair any loose or damaged components promptly for safety.

Winter Care:

- Clear snow and ice promptly using plastic shovels or snow blowers. Avoid metal shovels, as they can scratch and damage the deck surface. Avoid using ice melt products that can be harmful to the wood. Sand or kitty litter can provide traction without causing damage.

Preventive Measures:

- Use furniture pads under the legs of your outdoor furniture to prevent scratches.

Sealing and Staining:

- Depending on the type of wood, it may be necessary to seal or stain your deck every 1-3 years to protect it from the elements. Make sure to clean the deck thoroughly before applying any sealant or stain.

Mould and Mildew Prevention:

- If your deck is prone to mold or mildew, consider using a mold inhibitor when sealing or staining.
- Ensure proper ventilation around the deck to prevent the growth of mould and mildew.

Avoid Harsh Chemicals:

- When cleaning, avoid using harsh chemicals that can damage the wood or harm nearby plants.
- Opt for environmentally friendly cleaning solutions when possible.

Decking Cleaning Products



SKU: PR53

SKU: PR52



SKU: PR30

SKU: PR28



Remember to refer to the specific maintenance guidelines provided by the manufacturer or installer of your decking material, as different materials may have specific care requirements.



DECKING PROTECTION

Protecting your timber decking and other garden furniture is essential to ensure its longevity and maintain its appearance. Always refer to the manufacturer's guidelines for the best maintenance practices for your specific use.

osmo®	Decking Oil	Anti-Slip Decking Oil	UV-Protection Oil	Polymer Composite Cleaner	Wood Reviver Power-Gel	Decking Cleaner	Gard Clean
Decking	•	•		•	•	•	•
Privacy screens, pergola	•	-	•	•	•	-	•
Garden sheds, carpots	•	-	•	-	•	-	•
Garden furniture	•	-	-	-	•	-	•
Stairs	•	•	-	•	•	•	•
Timber cladding	•	-	•	-	•	-	•
Roof overhangs, balconies	•	-	•	-	•	-	•
Door, window shutters	•	-	-	-	•	-	•
Playgrounds, sandboxes	•	-	-	-	•	-	•



OSMO Decking Oil

Item	Volume (L)	SKU
LARCH - Clear (009)	0.75	PR56
TEAK - Clear (007C)	0.75	PR54
TEAK - Clear (007D)	2.5	PR55



OSMO Anti-Slip Decking Oil*

Item	Volume (L)	SKU
ANTI-SLIP Deck Oil	2.5	PR57
-	-	-

*Require pigmented coat with OSMO Decking-Oil



OSMO UV-Protection Oil

Item	Volume (L)	SKU
CLEAR Satin (420C)	0.75	PR62
CLEAR Satin (420)	2.5	PR63



➤ Other Brands and Products also available.
➤ Check with your local branch for availability.

Can't find what you are looking for or need advice?

We are here to help.

Beaconsfield Branch: 01494 671 921
Crawley Branch: 01342 717 155
Email us: info@timberstore.co.uk



Order Online



Decking

Find us on  
[@timberstoreltd](https://www.instagram.com/timberstoreltd)

Beaconsfield

01494 671 921
sales@timberstore.co.uk

The Estate Yard
Pyebush Lane
HP9 2RX

www.timberstore.co.uk

This document aims to provide guidance only. Timberstore Ltd. makes no warranties, express or implied and assumes no liability in connection with any use of this publication.

© TIMBERSTORE